



# CHINESE ELM

## 'TRUE GREEN'



### WATER



### SUN



### CARE






## INFORMATION

- Excellent shade tree
- Hardy
- Moderate growth rate
- Clean

## TREE CARE GUIDE

Chinese True Green Elm trees are very easy to grow. Trimming should be done when necessary to remove crossing branches, or to shape the tree way you want it to look or maintain size. These trees should be deep watered each time to a depth of 36". Fertilization is important to keep the trees growing healthy and strong. We recommend you follow the fertilization schedule below for best results.

## FERTILIZER SCHEDULE

PRODUCT	JANUARY	FEBRUARY	MARCH	APRIL	MAY	JUNE	JULY	AUGUST	SEPTEMBER	OCTOBER	NOVEMBER	DECEMBER
	X	X	X	X	X	X	X	X	X	X	X	X
		X	X	X	X				X	X		
		X		X					X		X	

FROM OUR FARMS TO YOUR YARD  
**Nobody does it better!**

